

Wiring Diagram for Samsung Motor Plugs

Details of the colours and pin layout for the Samsung 9 pin and 4 pin connectors on Stuga machines

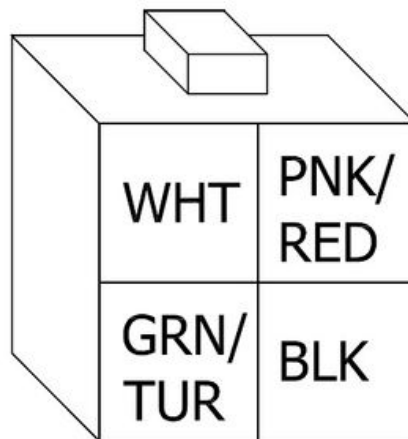
Contents

- Motor End Power Plug
- Cable End Power Socket
- Motor End Encoder Plug
- Cable End Encoder Socket
- Samsung Encoder Plug
- Comments

Motor End Power Plug

Power

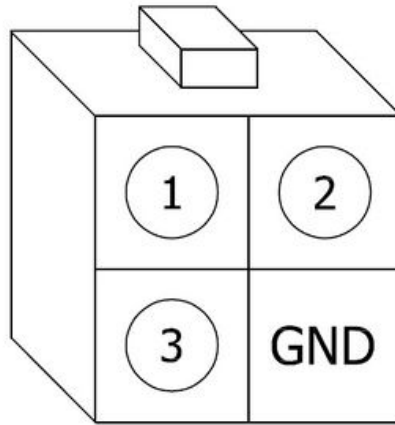
Viewed From
Behind



(E288 4 WAY PLUG
E284 PINS)

Cable End Power Socket

Power

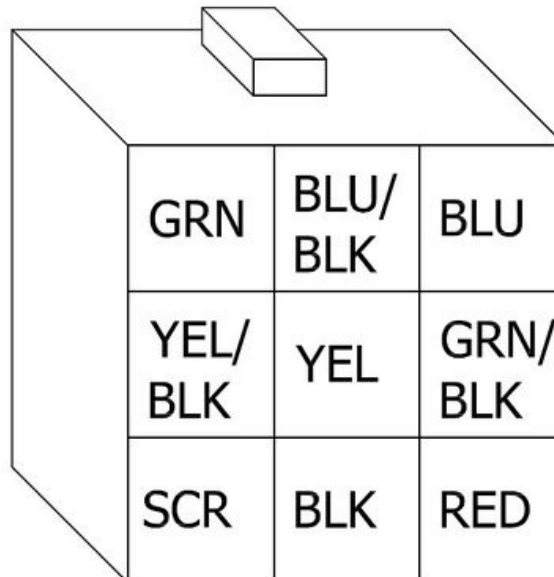


(E259 4 WAY SOCKET
E262 SOCKETS)

Viewed From
Behind

Motor End Encoder Plug

Resolver



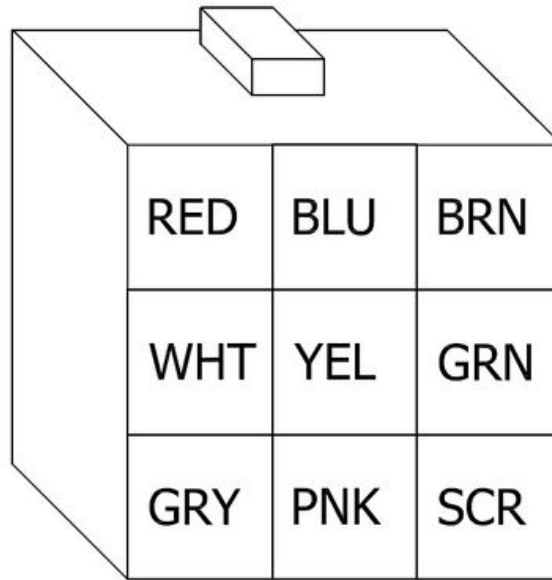
(E285 9 WAY PLUG
E284 PINS)

Viewed From
Behind

Cable End Encoder Socket

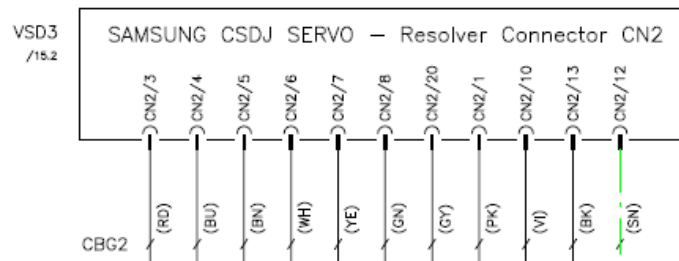
Resolver

Viewed From Behind



(E261 9 WAY SOCKET
E262 SOCKETS)

Samsung Encoder Plug



Part numbers:

A0000238 - Casing

E0000247 - Inner