



Upgrading Visual Studio to Beckhoff TCXAEShell

How to upgrade older Visual Studio TiwinCAT editors to Beckhoff badged TcXAEShell

 Difficulty **Medium**

 Duration **30 minute(s)**

Contents

Introduction

Step 1 - Download the TcXAE install program to the PC

Step 2 - Install

Step 3 - Download and install Credentials Manager


Comments

Introduction

Because this upgrade is normally done to include source control directly in the project, you will have to also upgrade the Git Credential manager, as the one installed as party of the TcXAEShell has a bug in it

Step 1 - Download the TcXAE install program to the PC

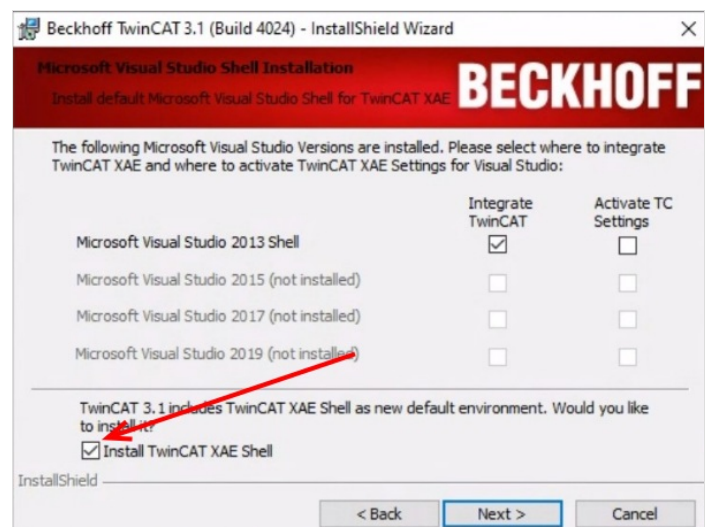
Ask one of the IT team to connect and download it

 ...It is over 1Gb long!

G:\Design\TwinCAT3\TC31-FULL-Setup.3.1.4024.22.exe

Step 2 - Install

Ensure the box indicated is ticked



Step 3 - Download and install Credentials Manager

<https://github.com/microsoft/Git-Credential-Manager-for-Windows/releases/download/1.20.0/GCMW-1.20.0.exe>

There are lots of forms on install - leave all as default

.....