



TB0398 Assembly of ZX4 Screen Cover

The previous design of screen cover was susceptible to cracking and failing.

 Difficulty **Medium**

 Duration **30 minute(s)**

Contents

Introduction

Problem

Items

Step 1 -

Step 2 -

Step 3 -

Step 4 -

Comments

Introduction

Problem

The previous design of screen cover was susceptible to cracking and failing. The new design resolves this by having a metal hinge piece and an additional clear plastic plate, with both being joined by 3M VHB (Very High Bond) tape.


Parts:

D0010965 x1

D0010966 x1

M0001119 x 550mm

Items

 `[[[Item:]]]` A fatal error occurred in the #info parser function

Step 1 -

Orientate the plastic plate to fit inside the metal hinge piece, noting which way is the length and which is the width.

Step 2 -

Cut a 550mm length of VHB tape. Attach it to the very top of the plastic plate, so that the edge of the tape is running along the edge of the plate.

Step 3 -

Remove the remaining backing from the VHB tape.

Step 4 -

Very carefully, attach the metal hinge piece so that the lower edge is running along the lower edge of the tape (see image to show cross section)

