



R0015080 Bench Assemble Sensor Rail

Instructions for bench assembly of sensor rail components

 Difficulty Easy

 Duration 30 minute(s)

Contents

Introduction

Step 1 - Unless otherwise stated

Step 2 - Assemble offcut sensors

Step 3 - Assemble chain clear sensor

Comments

Introduction

Tools Required

Standard hex key set

Standard spanner set

Parts required

D0015287 x 9

D0015478 x 1

E0000498 x 9

Step 1 - Unless otherwise stated

Use Loctite 243 on all fixings


Pen mark fasteners to show finalised



Step 2 - Assemble offcut sensors

8 off

Mount E0000498 sensor to bracket D0015287 as shown using M3 x 10 socket caps and M3 A Form washers



Step 3 - Assemble chain clear sensor

1 off

Assemble as shown E0000498 sensor, D0015287 bracket and D0015478 bracket.

Use M3 x 10 socket caps ,M3 A Form washers and M3 Nuts

