



Fitting Y Axis energy chain strengthening plate

How to fit the strengthening plate to the Y axis Energy Chain.

 Difficulty Easy

 Duration 5 minute(s)

Contents


Step 1 - Remove energy chain bracket

Step 2 - Fit Plate

Comments

Step 1 - Remove energy chain bracket

Take out the 2 bolts holding the energy chain end bracket to the Aluminium bracket.



Step 2 - Fit Plate

Fit the new plate in between the energy chain end and the aluminium bracket lining up the holes.

Fix Bolts back in place

