


Device Magic - Adding a Device Email Address

How to ensure an email address is in place for an engineer's device

 Difficulty **Very easy**

 Duration **5 minute(s)**

Contents

Introduction

Step 1 - Log Into Device Magic Webpage - Devices

Step 2 - Edit the device for the engineer

Step 3 - Add Email Property

Step 4 - Add SawCentre Property


Step 5 - Click Update Settings

Comments

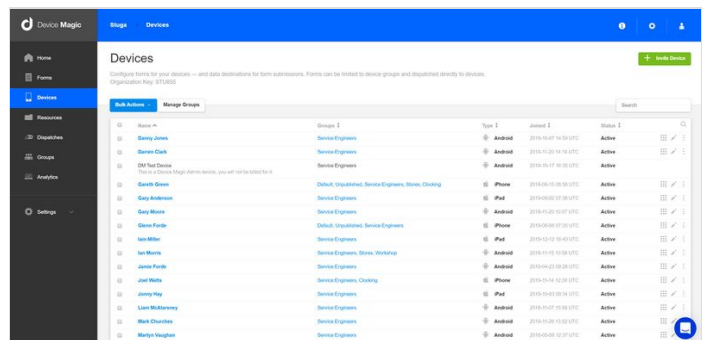
Introduction

PM service and service call reports will be sent to the engineer's own email address automatically, but **only if** the device "Email" property is set up correctly.

This needs to be done separately using a device magic account.

 ...This has to be redone if an engineer's device is renewed or needs to be re-added in Device Magic

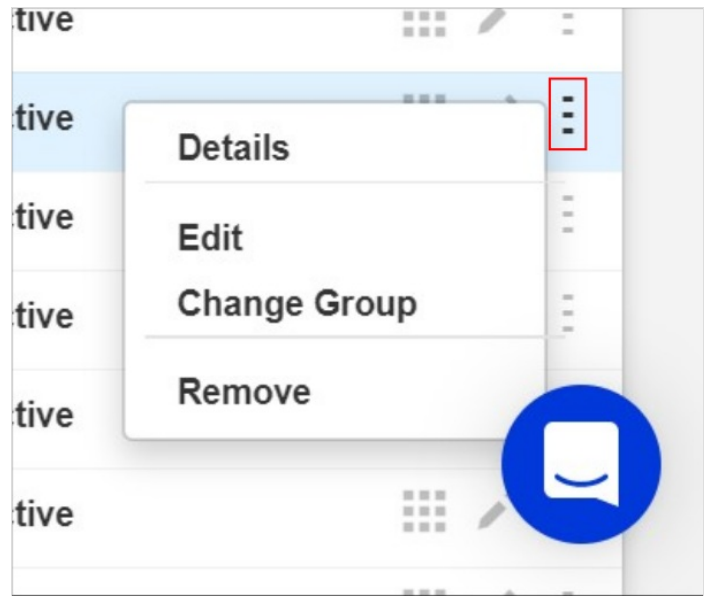
Step 1 - Log Into Device Magic Webpage - Devices



Device Name	Group	Type	Model	Status
Steve A	Service Engineers	Android	2016-10-07 14:38:07	Active
Danny Jones	Service Engineers	Android	2016-10-07 14:38:07	Active
Dennis Clark	Service Engineers	Android	2016-10-07 14:38:07	Active
Colin Davies	Service Engineers	Android	2016-10-07 14:38:07	Active
Colin Davies	Service Engineers	Android	2016-10-07 14:38:07	Active
Garth Stone	Default, Unpublished, Service Engineers, Steve, Clonking	iPhone	2016-08-19 09:38:07	Active
Sam Anderson	Service Engineers	iPhone	2016-08-02 09:38:07	Active
Sam Stone	Service Engineers	Android	2016-10-07 14:38:07	Active
Steve Poole	Default, Unpublished, Service Engineers	iPhone	2016-08-02 09:38:07	Active
Sam Miller	Service Engineers, Steve, Workshop	iPhone	2016-08-02 09:38:07	Active
Sam Miller	Service Engineers, Steve, Workshop	Android	2016-10-07 14:38:07	Active
James Poole	Service Engineers	Android	2016-10-07 14:38:07	Active
John Mills	Service Engineers, Clonking	iPhone	2016-10-07 14:38:07	Active
James Ho	Service Engineers	iPhone	2016-08-02 09:38:07	Active
Liam McEweney	Service Engineers	Android	2016-10-07 14:38:07	Active
Mark Charles	Service Engineers	Android	2016-10-07 14:38:07	Active
Mark Vaughan	Service Engineers	Android	2016-08-02 09:38:07	Active

Step 2 - Edit the device for the engineer

Select the 3 dots dropdown box



Step 3 - Add Email Property

Click on Add Property button

Enter Email as the Key and value as the email address



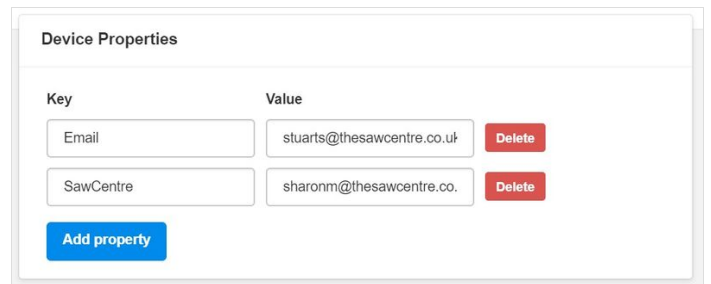
Step 4 - Add SawCentre Property

⚠️ ...Only for TSC Engineers

Add Property

Key = SawCentre

Value = sharonm@thesawcentre.co.uk



Step 5 - Click Update Settings

