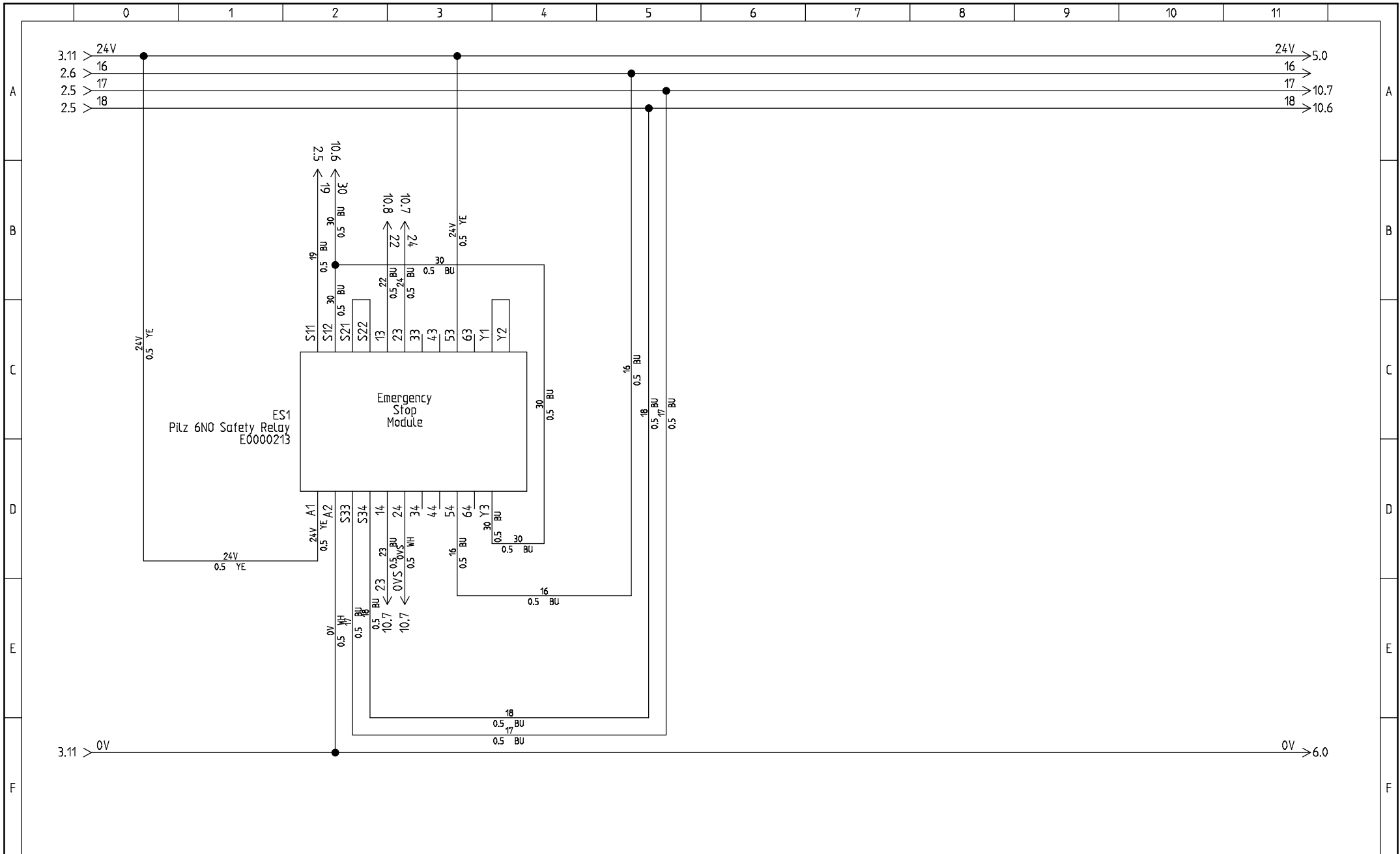


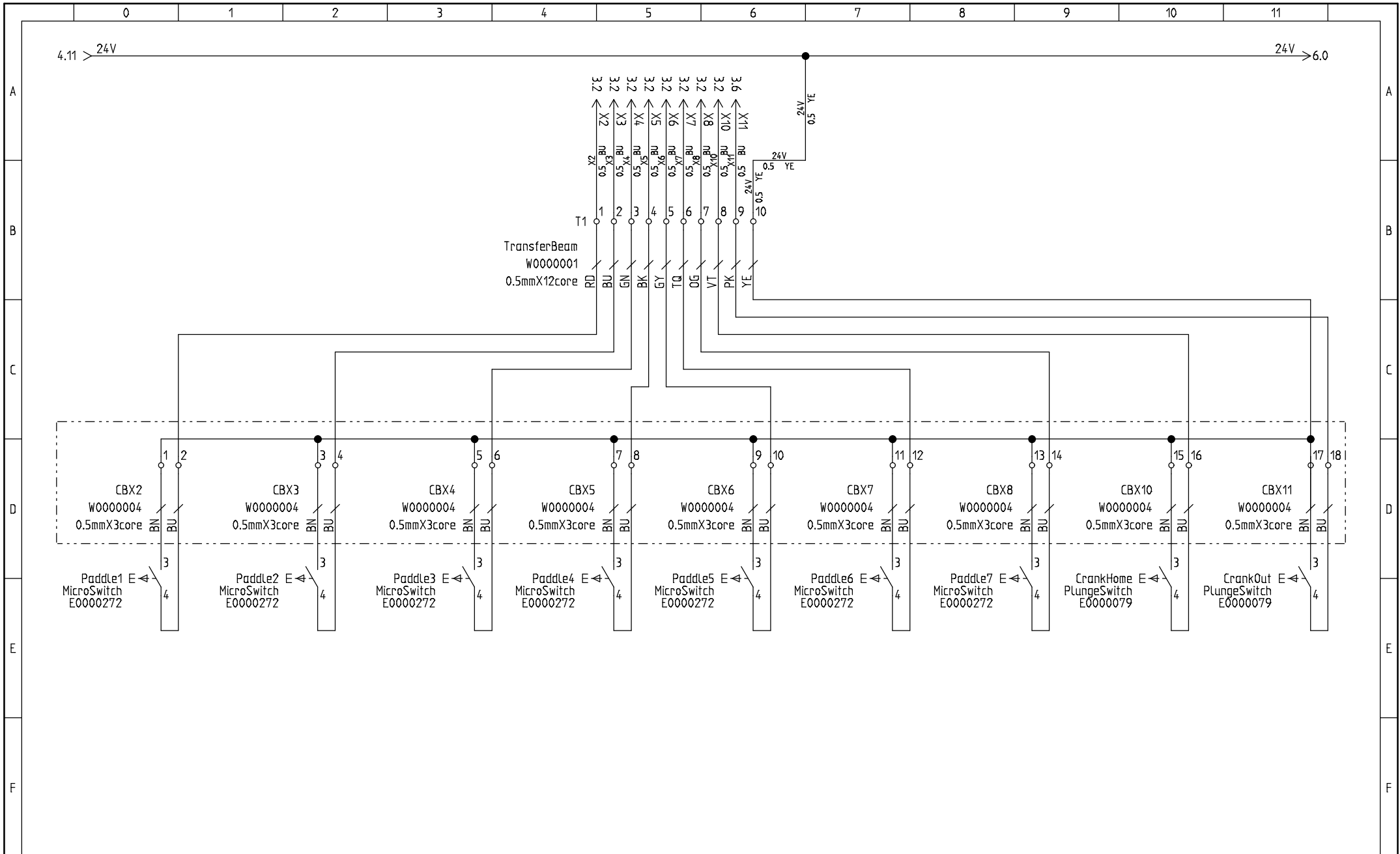
IO Function	Ref	IONo.	IO Function	Ref	IONo.
TrPos1	230	X2	TrMotor	228	Y1
TrPos2	231	X3	Dog1	229	Y3
TrPos3	232	X4	Dog2	230	Y4
TrPos4	233	X5	Dog3	231	Y5
TrPos5	234	X6	Dog4	232	Y6
TrPos6	235	X7	Dog5	233	Y7
TrPos7	236	X8	Dog6	234	Y8
CrankFwd	237	X10	TrUp	235	Y10

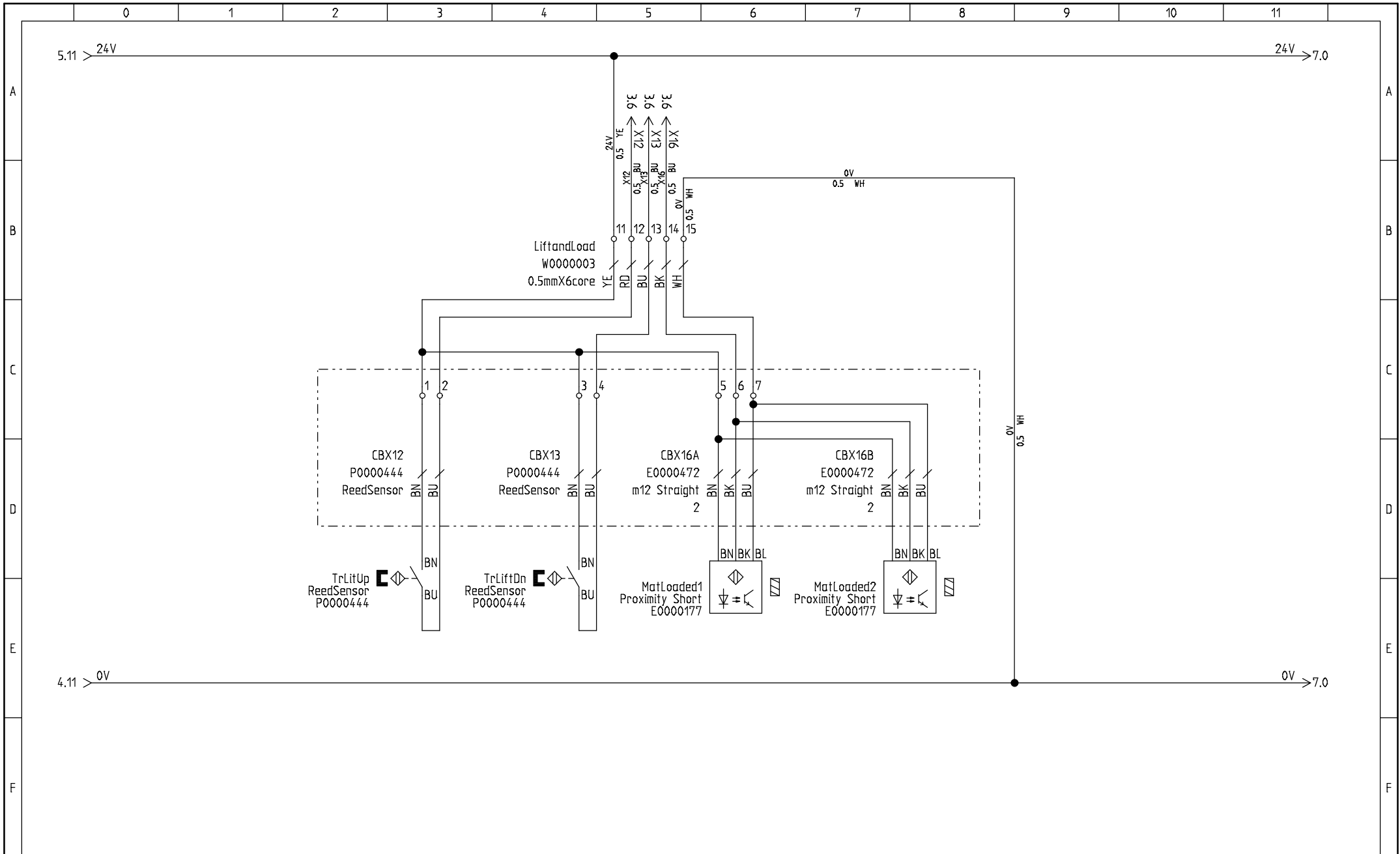
IO Function	Ref	IONo.	IO Function	Ref	IONo.
CrankHm	238	X11	TrAcross	236	Y11
TrLiftUp	239	X12			
TrLiftDn	240	X13			
TrLiftIn	241	X14			
TrLiftOu	242	X15			
MatLoad	226	X16			
TransferOn/Off	245	X245			

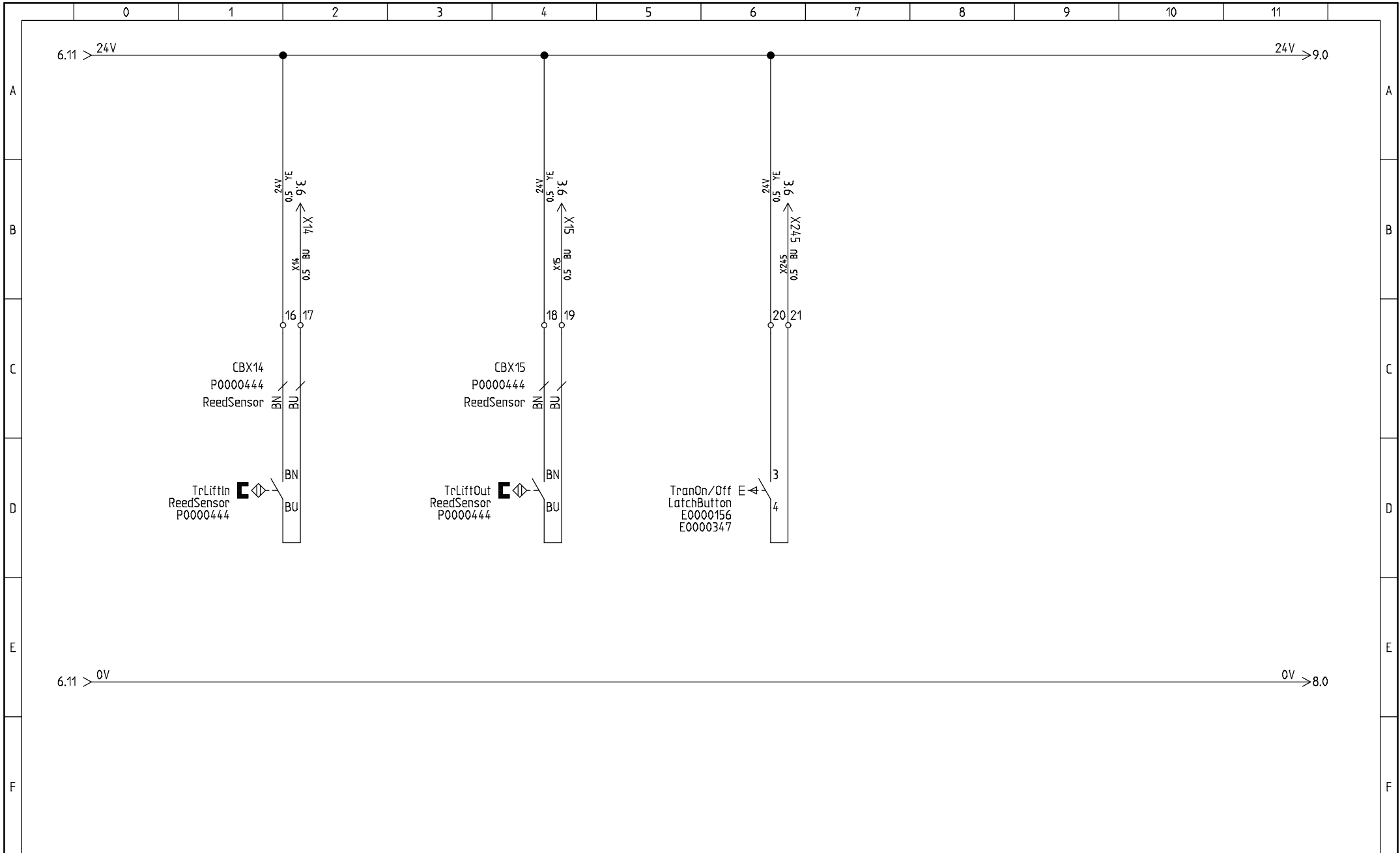
5.5	←	X2	X2	IN1	1	9	OU1	Y1	Y1	→	1.10
5.5	←	X3	0.5 X3 BU	IN2	2	10	OU2	0.5 Y3 BU	Y3	→	8.1
5.5	←	X4	0.5 X4 BU	IN3	3	11	OU3	0.5 Y4 BU	Y4	→	8.2
5.5	←	X5	0.5 X5 BU	IN4	4	12	OU4	0.5 Y5 BU	Y5	→	8.3
5.5	←	X6	0.5 X6 BU	IN5	5	13	OU5	0.5 Y6 BU	Y6	→	8.4
5.5	←	X7	0.5 X7 BU	IN6	6	14	OU6	0.5 Y7 BU	Y7	→	8.5
5.6	←	X8	0.5 X8 BU	IN7	7	15	OU7	0.5 Y8 BU	Y8	→	8.6
5.6	←	X10	0.5 X10 BU	IN8	8	16	OU8	0.5 Y10 BU	Y10	→	8.8


5.6	←	X11	X11	IN1	1	9	OU1	Y11	Y11	→	8.9
6.5	←	X12	0.5 X12 BU	IN2	2	10	OU2	0.5 BU			
6.5	←	X13	0.5 X13 BU	IN3	3	11	OU3				
6.5	←	X14	0.5 X14 BU	IN4	4	12	OU4				
7.2	←	X15	0.5 X15 BU	IN5	5	13	OU5				
7.4	←	X16	0.5 X16 BU	IN6	6	14	OU6				
6.5	←	X245	X245	IN8	8	16	OU8				

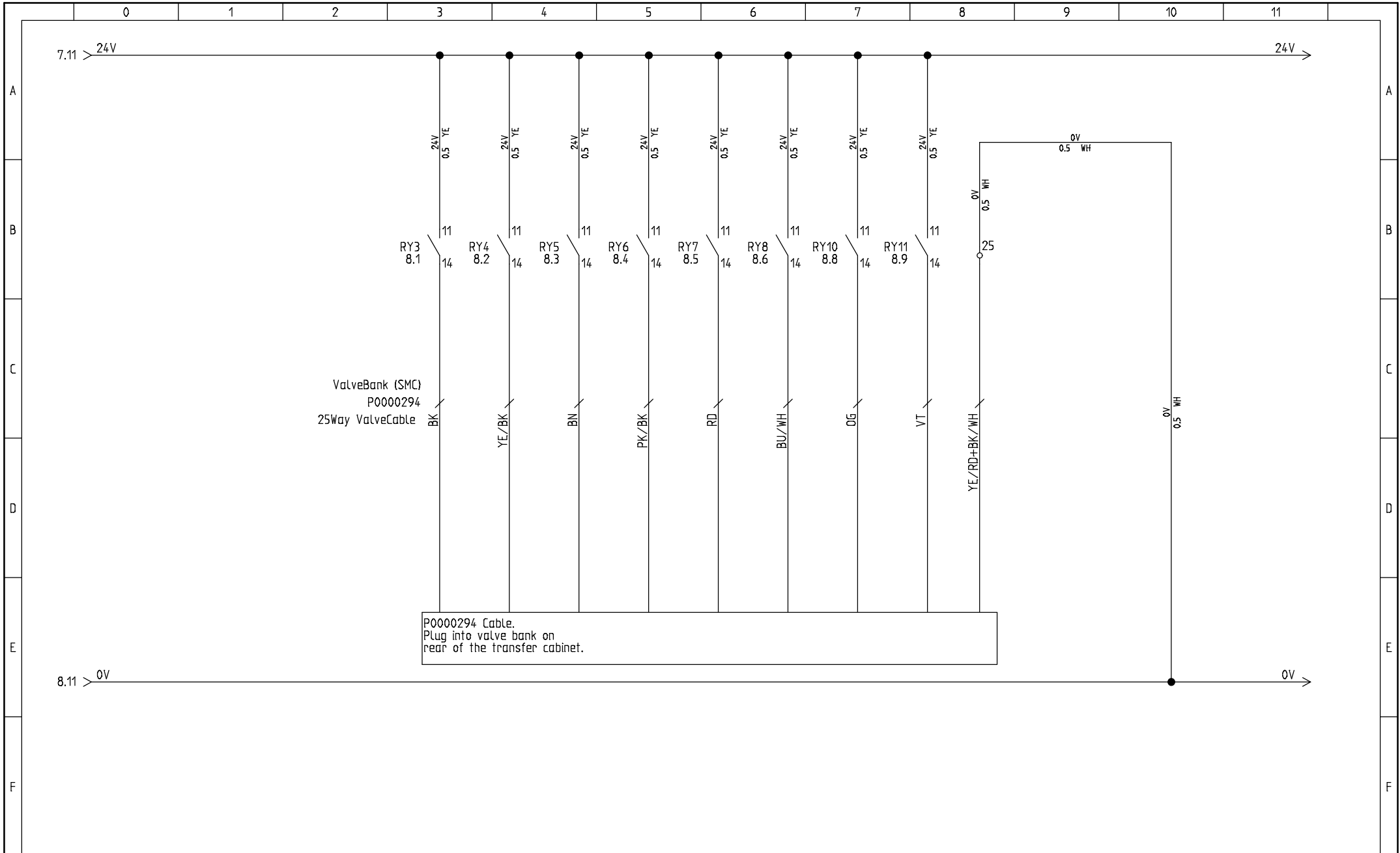












P0000294 Cable.
 Plug into valve bank on
 rear of the transfer cabinet.

